








# The Rainforest

Choose one home learning activity to complete each week. You can choose which one to do and in which order to complete them. You must complete one piece of home learning to bring to school each week. Please bring home learning back to school every **Monday**.

English	Maths	Creative/Humanities				
<p><b>Alliteration and Similes</b>                      In our English learning we have been looking at using exciting and creative vocabulary. Choose an animal that lives in the Rainforest and write a sentence to describe it using alliteration and a simile. Challenge yourself to choose more than one animal if you feel confident.</p>  <p><b>Remember:</b> Alliteration is when two words start with the same letter. For example, The mischievous monkey.                      A simile is when you describe a word as something else. For example the clouds were as soft as cotton wool.</p> <p>Date .....</p> <p>Parent signature .....</p>	<p><b>Symmetrical Patterns</b>                      Look at the patterns on the sheet attached. Finish the patterns to make each one symmetrical. Remember the word symmetrical means the same on both sides.                      You can use a mirror to help you.</p>  <p><b>Ext:</b> Draw your own symmetrical pattern using 2 lines of symmetry.</p> <p>Date .....</p> <p>Parent signature .....</p>	<p><b>Music and Art</b>                      As part of your learning about Rainforests, we would like you to create your very own musical instrument to make the sound of the Rainforest. For example, you could make a rain stick.                      You can be creative and use recycled materials from home. You can even paint your musical instrument to make it more special.</p>  <p>Date .....</p> <p>Parent signature .....</p>				
<p><b>Key Facts</b>                      Use an atlas or the internet to help you with this activity. Look at the world map that we have given you. Locate where the Rainforests are and colour them in.</p> <p><b>Ext:</b> Choose one Rainforest to research in more detail. Write 5 key facts about Rainforests.</p>  <p>Date .....</p> <p>Parent signature .....</p>	<p><b>Time Problems</b>                      Choose your own chilli challenge level and complete the time word problems that we have given you. Remember to read the question carefully and pick out the key information. You can use the bar method or a clock to help you.</p>  <p><b>Example:</b> It took me 10 minutes to brush my teeth and 30 minutes to wash my hair. How long did it take me to get ready?</p> <table border="1" data-bbox="770 1098 1391 1169"> <tr> <td colspan="2" style="text-align: center;">? (40mins)</td> </tr> <tr> <td style="text-align: center;">10 min</td> <td style="text-align: center;">30 mins</td> </tr> </table> <p><b>Ext:</b> Make up your own time word problems.</p> <p>Date .....</p> <p>Parent signature .....</p>	? (40mins)		10 min	30 mins	<p><b>Rainforest Animals</b>                      Make your favourite animal from the rainforest!</p>  <p>Think about how it moves around the rainforest and its colours. Does it have a defence against other animals?</p> <p><b>Challenge:</b> Can you include any moving parts?</p> <p>Date .....</p> <p>Parent signature .....</p>
? (40mins)						
10 min	30 mins					

**Rainforest Adventure**

Write a descriptive story about an adventure in the Rainforest. Remember that your story will need an opening, build up, problem, resolution and ending.



Think about your main character in the story, what adventure might they go on, who they could meet along the way, what problem are they going to come across and how will they solve this? Remember to use noun phrases, conjunctions and the correct punctuation. Can you challenge yourself to use any similes or alliteration?

Date .....

Parent signature .....

**Ongoing activities**

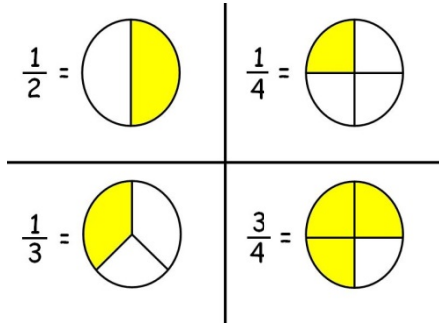
Remember to read your book everyday. You can come and change library books whenever you need to.

Over this half term please continue to practise reading and spelling the days of the week, months of the year and number words to 100.

**Fun Fractions**

Use pieces of pasta to work out what 1/2, 1/4, 3/4 and of a certain amount would be.

Start with the different amounts in the table and use it to record your answers.



**Ext:** Pick a few of your own quantities of pasta pieces and find what 1/2, 1/4, 3/4 be? Can you divide numbers into thirds (1/3) ?

Date .....

Parent signature .....

**Ongoing activities**

To help develop speed when counting please practise counting in 2s, 5s and 10s. (If your child is confident at this try counting in 3s).

Continue to improve your speed when recalling number bonds to 20, 50 and 100.

**Family Week**

You can have a Home Learning free weekend if you need to.

For example:

- A busy family weekend
- A walk in the woods
- I tidied my bedroom



Enjoy ☺

Date .....

Parent signature .....

**Ongoing activities**

Can you practise your cursive and joined up handwriting?

Remember the lead in and flick at the end for each letter.

*a b c d e f g h i j k l m n o p*  
*q r s t u v w x y z*