







# SPACE

**Choose one home learning activity to complete each week.** You can choose which one to do, and in which order to complete them. You must complete one piece of home learning to bring to school each week. Please bring home learning back to school every **Monday**.

English	Maths	Creative/humanities
<p><b>Become a Poet</b> Using the theme of Space, write an Acrostic or Shape poem.</p> <p>Remember what you have learnt about this in class.</p> <p>Be as creative as you like. Remember to use lots of adjectives and similes to make your writing interesting.</p> <p>Soaring high Planets spinning Astronauts exploring Cosmic solar systems Endless orbits</p>  <p>Date .....</p> <p>Parent signature .....</p>	<p><b>Measures</b> Choose 10 of your favourite toys and weigh them to order from heaviest to lightest.</p> <p>Take a photo or draw in your books to show us your work.</p>  <p>Is the tallest also the heaviest?</p> <p>Date .....</p> <p>Parent signature .....</p>	<p><b>Become an Inventor</b> Put your design skills to the test and invent a futuristic mode of transport to travel into Space.</p> <p>To do this you could:</p> <ul style="list-style-type: none"> <li>• draw it by hand or design it on the computer</li> <li>• use junk modelling materials</li> </ul> <p>The more adventurous the better. Tell us what your invention does or if it has any special features.</p>  <p>Date .....</p> <p>Parent signature .....</p>
<p><b>Ongoing Phonics and Spelling Practice</b></p> <ol style="list-style-type: none"> <li>1. Log on to <a href="http://phonicsplay.co.uk">phonicsplay.co.uk</a></li> <li>2. Click on 'free phonicsplay'</li> <li>3. Select phase 4 tab found on left hand side</li> <li>4. Scroll down to 'Buried Treasure' or 'Dragons Den'</li> <li>5. Play the game to find real words and nonsense words. Challenge your family, who will win?</li> <li>6. If you are confident with your phase 4 sounds, try challenging yourself with phase 5.</li> </ol> <p>➤ Have a look at the list of the high frequency words (attached) and practise reading <b>and</b> spelling them.</p>  <p>Date .....</p> <p>Parent signature .....</p>	<p><b>Directions</b> Use the map to direct Floppy the dog to the park. Use a small toy or a counter to get him to the park, using directional language such as: left, right, forwards and backwards. Make sure he avoids the obstacles!</p>  <p>You may wish to write the directions down as a list.</p> <p><b>Ext.</b> How many different routes can you find?</p> <p>Date .....</p> <p>Parent signature .....</p>	<p><b>Science</b> Write a factual report about an astronaut of your choice. You could research your facts on the Internet using children's web pages.</p> <p>Remember to write using a pencil and to present your work neatly.</p> <p>Please seek adult support before undertaking an internet search.</p>  <p>Date .....</p> <p>Parent signature .....</p>

**Family Week**

For example:

- a busy family weekend
- a walk in the woods
- I tidied my bedroom



This is free for whatever lovely activity you choose to do together one weekend ☺.

Date .....

Parent signature .....

**Count your money**

Using the coins below, see how many different ways you can find of making the same total.

**1p, 2p, 5p, 10p, 20p, 50p and £1.**

For example: How many different ways can you find to make 20p?

You could start with the highest value coins first and work your way down.

10p + 10p

10p + 5p + 5p

5p + 5p + 5p + 5p

And so on.



Date .....

Parent signature .....

**Ready, Steady, Cook**

Try cooking something at home where you have to use scales to measure your ingredients. You could bake cupcakes, a pizza or anything else that takes your fancy.



If you are going to bring any of your cooking into school please remember to avoid using nuts.

Date .....

Parent signature .....

**Number bonds**

Practise your number bonds to 5, 10, 20 and 50!

(7+3=10, 8+2=10, 12+8=20)

Children need to be able to recall these number bonds independently and quickly.

You can help them by writing missing number sentences for them to fill in as this mirrors the processes we follow at school.

7+ \_\_ = 10

4+ \_\_ = 10

12+ \_\_ = 20

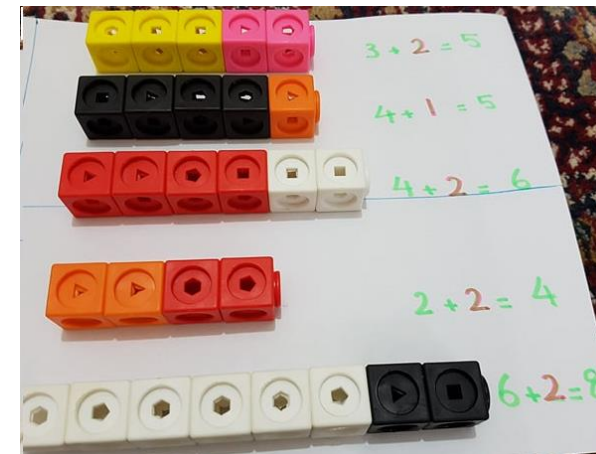
5+ \_\_ = 15

It can be really helpful to use objects such as buttons or dry pasta for the children to see the number bonds in front of them.

If you need support doing this, please see the class teacher.

Date .....

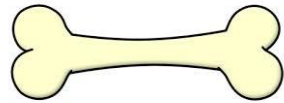
Parent signature .....



**Please remember to keep your reading book and reading record book in your bag so that they are in school every day. You are welcome to borrow books from the library as well.**

Thank you for your support

# Start!



# First 100 High Frequency Words

in frequency order reading down the columns

the	that	not	look	put
and	with	then	don't	could
a	all	were	come	house
to	we	go	will	old
said	can	little	into	too
in	are	as	back	by
he	up	no	from	day
I	had	mum	children	made
of	my	one	him	time
it	her	them	Mr	I'm
was	what	do	get	if
you	there	me	just	help
they	out	down	now	Mrs
on	this	dad	came	called
she	have	big	oh	here
is	went	when	about	off
for	be	it's	got	asked
at	like	see	their	saw
his	some	looked	people	make
but	so	very	your	an