


Year 2 Summer Term 2018 - Noble Knights and Fortresses

Choose one home learning activity to complete each week. You can choose which one to do, and in which order to complete them. You must complete one piece of home learning to bring to school each week. Please bring home learning back to school every **Monday**.

This could be a Home Learning activity over two weeks.

STEP 1 BOARD GAME

The royal children are very bored in the castle and keep getting into trouble. Can you design a board game for them? They really like games with castles in them!



Design the board game and remember to think about:

- What shape will the board be?
- What shape/size are the stepping stones?
- Are there instructions on the stepping stones? e.g. "You have won a battle, jump forward two spaces."
- Can you miss a go? If so, how?
- Do you have to pick up a card and answer a question?

Tip: Think of games that you enjoy playing for inspiration.

Date

Parent signature


Positional language

Guide the knight through the maze to the archery target at the top (see attached sheet).

Use directional language (left, right, forward and backward) to explain the path you take.

You could try and use clockwise and anti-clockwise turns.

Test your instructions by guiding an adult through the maze.




Date

Parent signature

Family Coat of Arms.

Use the internet to research what a coat of arms is and the different patterns used on the shields. Design your own family shield/coat of arms. Think about symbols that represent your family and that are important to you.



Date

Parent signature

STEP 2 BOARD GAME

Write the instructions of how to play the game.

Remember to make your instructions clear:

- Use time words (first, next, then, after, finally)
- Use bossy words (move, put, miss)
- You could also draw clear pictures of each stage.

Now play the game with family and friends.


Tip: Look at the instructions in some of your own board games. Which ones are the best and the easiest to understand?

Date

Parent signature

My Maths – Mixed Times Tables

1. Go to www.mymaths.co.uk
2. Login at the top of the page with the school's username and password.
3. On the next page enter your personal username and password in the 'My Portal' box.
4. Select homework and 'Mixed Times Tables' task.
5. Use the 'Need Practice?' section first and read through together.
6. Then press 'Start Homework' and complete the task!



Date

Parent signature

Knights P.E.

Can you design a 5-minute physical warm up for the king's knights? Then test out your warm up.

When doing your warm up:

- Take your pulse for one minute before and after. How is it different?
- Why do you think this is?
- What other changes do you notice about your body?
- Record what you have found out.

Date

Parent signature

This could be a Home Learning activity over two weeks.
Purple Mash - Castles
 Use Purple Mash to find out about a famous castle. Log onto Purple Mash – themes – castles and knights – writing projects – all about castles.

Write a report using headings, subheadings, captions and pictures. You may want to include:


- Who built the castle?
- When was it first built?
- Where was it built?
- What was it made of?
- Does anyone live there now?

Date Date

Parent signature

Shapes
 Create a picture of a castle or a knight using 2D shapes.


Write the properties of each of the shapes and name them. How many sides does the shape have? How many corners does the shape have?



Date
 Parent signature

This could be a Home Learning activity over two weeks.
Knights' Helmet or Crown Design
 Let your imagination go wild! Gather different recycled materials and create a crown for a king or queen or a helmet for a knight.


Extension: Write a set of instructions on how to make it.



Date Date

Parent signature

Knights Diary Entry
 Imagine you are a knight who lives in a castle and write a diary entry about your day. You will need to use your imagination to think about what it would be like to be a knight in a castle. Write a diary entry about what you saw and did in your day. What was it like? What was your favourite part?
 Remember that a diary entry is when you retell an event that has already happened so you need to write in the past tense.




Date

Parent signature

My Maths – Sums Crossing 10


7. Go to www.mymaths.co.uk
8. Login at the top of the page with the school's username and password.
9. On the next page enter your personal username and password in the 'My Portal' box.
10. Select homework and 'Sums Crossing 10' task.
11. Use the 'Need Practice?' section first and read through together.
12. Then press 'Start Homework' and complete the task!



Date

Parent signature

Hunger Strikes!
 It is your challenge to plan a meal for your family that is fit for a king or queen! Plan the three different courses. If you wish, you could try to make one of the courses. Get an adult to help you. Take a photo to share with the class.



Date

Parent signature

Banquet Invitation

Pretend you are a noble knight!

Create an invitation to request the presence of your fellow knights to a banquet at your fortress. Make sure you include details of where the event will be, what will happen there and any important information.



You might wish to do this task after you have planned your meal!

Date

Parent signature

My Maths – Simple Fractions

1. Go to www.mymaths.co.uk
2. Login at the top of the page with the school's username and password.
3. On the next page enter your personal username and password in the 'My Portal' box.
4. Select homework and 'Simple Fractions' task.
5. Use the 'Need Practice?' section first and read through together.
6. Then press 'Start Homework' and complete the task!



Date

Parent signature

My Maths – Division

1. Go to www.mymaths.co.uk
2. Login at the top of the page with the school's username and password.
3. On the next page enter your personal username and password in the 'My Portal' box.
4. Select homework and 'Division' task.
5. Use the 'Need Practice?' section first and read through together.
6. Then press 'Start Homework' and complete the task!



Date

Parent signature

Extra activity!

In order to prepare your children for Year 3 please can you teach them to tie their shoe laces. This might be an ongoing task for the whole of the summer term!

Challenge: If you can already do this, can you tie them without looking?



Date

Parent signature

Ongoing activities

To help develop speed when counting please practise counting in 2s, 5s and 10s. (If your child is confident at this try counting in 3s).

Practise your times table and number bond challenges that you are working on!

Continue to improve your speed when recalling number bonds to 20, 50 and 100.

Date

Parent signature

Family Week x2 (for the whole of Summer Term)

You can have a Home Learning free weekend if you need to.

For example:

- A busy family weekend
- A walk in the woods
- I tidied my bedroom



Date

Date

Parent signature

