







The Rainforest

Choose one home learning activity to complete each week. You can choose which one to do and in which order to complete them. You must complete one piece of home learning to bring to school each week. Please bring home learning back to school every **Monday**.

English	Maths	Creative/Humanities
<p>Alliteration and Similes In our English learning we have been looking at using exciting and creative vocabulary. Choose an animal that lives in the rainforest and write a sentence to describe it using alliteration and a simile. Challenge yourself to choose more than one animal if you feel confident.</p>  <p>Remember: Alliteration is when two words start with the same letter. For example, the mischievous monkey. A simile is when you describe a word as something else. For example the clouds were as soft as cotton wool.</p> <p>Date</p> <p>Parent signature</p>	<p>Symmetrical Patterns Look at the patterns on the sheet attached. Finish the patterns to make each one symmetrical. Remember the word symmetrical means the same on both sides. You can use a mirror to help you.</p>  <p>Ext: Draw your own symmetrical pattern.</p> <p>Date</p> <p>Parent signature</p>	<p>Music and Art As part of your learning about rainforests, we would like you to create your own musical instrument to make the sound of the rainforest. For example, you could make a rain stick. You can be creative and use recycled materials from home. You can even paint your musical instrument to make it more special.</p>  <p>Date</p> <p>Parent signature</p>
<p>Phonics and Spellings</p> <ol style="list-style-type: none"> 1. Go to phonicsplay.co.uk 2. Click on 'free phonics play' 3. Select the Parents' tab. 4. Click on Interactive Resources, Phase 6. 5. Play the games Planetary Plurals and Pond Life Plurals. Challenge your family. Who will win?  <p>Date</p> <p>Parent signature</p>	<p>My Maths – Add 2 Digit Numbers</p> <ol style="list-style-type: none"> 1. Go to www.mymaths.co.uk 2. Login at the top of the page with the school's username and password. 3. On the next page enter your personal username and password in the 'My Portal' box. 4. Select homework and 'Add 2 Digit Numbers' task. 5. Use the 'Need Practice?' section first and read through together. 6. Then press 'Start Homework' and complete the task!  <p>Date</p> <p>Parent signature</p>	<p>Junk Modelling – Mini world Get a box and create your own mini rainforest! Research using books from the library or the internet to help you. Think about which animals might live in the rainforest? What do the trees look like? What might be on the forest floor? What could be hanging from up high? Be creative and try and use recycled materials.</p>  <p>This might take two Home Learning sessions to complete.</p> <p>Date Date</p> <p>Parent signature</p>

Poetry – Animal Acrostic

In our English learning we have been looking at using a range of vocabulary and poetry techniques. Choose an animal that lives in the rainforest and write an acrostic poem about the animal. For example:

Cats

C urred up in a small fluff-ball
A ll snug and warm
T hinking of mice and milk
S lowly falling to sleep

Date

Parent signature

Rainforest Recount

Imagine you are a rainforest explorer who has just returned from a visit to the Amazon. You will need to use your imagination to think about what it would be like to travel through a rainforest. Write a recount about what you saw and did on your travels. Which animals did you see on your way? What was the atmosphere in the rainforest like? Use your senses to help you.



Remember that a recount is when you retell an event that has already happened so you need to write in the past tense.

Date

Parent signature

My Maths – Number Facts and Doubles

1. Go to www.mymaths.co.uk
2. Login at the top of the page with the school's username and password.
3. On the next page enter your personal username and password in the 'My Portal' box.
4. Select homework and 'Number Facts and Doubles 2'
5. Use the 'Need Practice?' section first and read through together.
6. Then press 'Start Homework' and complete the task!



Date

Parent signature

Addition Leaf Pyramids

Choose a chilli challenge (sheets attached).

- Choose numbers from the grid and add them together to find the leaf numbers above.
- Work your way up the leaf tree.
- What is the biggest total you can make on top?
- You can use the numbers more than once.
- Remember to use your addition methods to help you.
- *Draw an empty number line*
- *Or add by partitioning*
 $12 + 13 = 25$
 $10 + 10 = 20$
 $2 + 3 = 5$
 $20 + 5 = 25$



Date

Parent signature

Henri Rousseau Inspired Art

Let your imagination go! Think about the Henri Rousseau's artwork we have been learning about in school. Create or reproduce a picture inspired by Henri Rousseau. You could draw, paint, collage, use chalks or use a computer to create your picture. Think about the setting and which animal you will include.



Date

Parent signature

Science

In Science we have been learning about habitats in the rainforest. Design your own rainforest animal that could survive in the rainforest habitat. Label the features your animal has so it can live in the rainforest. Will your animal be able to fly? How will it protect itself? What will your animal use to hunt?



Date

Parent signature

Key Facts

Use an atlas or the internet to help you with this activity. Look at the world map that we have given you. Locate where the rainforests are and colour them in.


Ext: Choose one rainforest to research in more detail and write 5 key facts about it.



Date
Parent signature

Rainforest Adventure

Write a descriptive story about an adventure in the Rainforest. Remember that your story will need an opening, build up, problem, resolution and ending.




Think about your main character in the story, what adventure might they go on, who they could meet along the way, what problem are they going to come across and how will they solve this? Remember to use noun phrases, conjunctions and the correct punctuation. Can you challenge yourself to use any similes or alliteration?

Date
Parent signature

Time Problems

Choose your own chilli challenge level and complete the time word problems that we have given you. Remember to read the question carefully and pick out the key information. You can use the bar method or a clock to help you.



Example: It took me 10 minutes to brush my teeth and 30 minutes to wash my hair. How long did it take me to get ready?

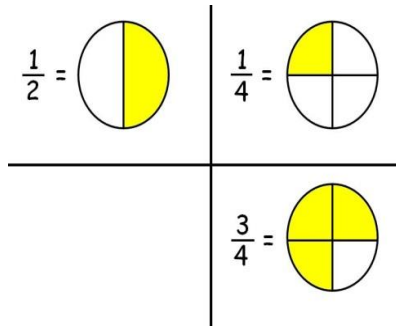
? (40mins)	
10 min	30 mins

Ext: Make up your own time word problems.

Date
Parent signature

Fun Fractions

Use pieces of pasta to work out what $\frac{1}{2}$, $\frac{1}{4}$, $\frac{3}{4}$ of a certain amount would be. Start with the different amounts in the table and use it to record your answers.



Ext: Pick a few of your own quantities of pasta pieces and find what $\frac{1}{2}$, $\frac{1}{4}$, $\frac{3}{4}$ be?
Can you divide numbers into thirds ($\frac{1}{3}$)?

Date
Parent signature

Rainforest Animals

Make your favourite animal from the rainforest!

Think about how it moves around the rainforest and their colour. Does it have a defence against other animals?

Challenge: Can you include any moving parts?



Date
Parent signature

Save the Rainforest Poster

Create an eye catching poster that will encourage people to help save the rainforest. Why is the rainforest so important? How can they help save it? What will happen if we don't protect the rainforest? Try and include facts and information you know about rainforests.



Date
Parent signature

Ongoing activites

Remember to read your book everyday. You can come and change library books on your allocated days during Guided Reading.

Over this half term please continue to practise reading and spelling the days of the week, months of the year and numbers in words to 100.

Date

Parent signature

Ongoing activities

To help develop speed when counting please practise counting in 2s, 5s and 10s. (If your child is confident at this try counting in 3s). Can you relate this to your times table knowledge?

Continue to improve your speed when recalling number bonds to 20, 50 and 100.

Date

Parent signature

Family Week x2 (for the whole of Spring Term)

You can have a Home Learning free weekend if you need to.

For example:

- A busy family weekend
- A walk in the woods
- I tidied my bedroom.

Date

Date

Parent signature