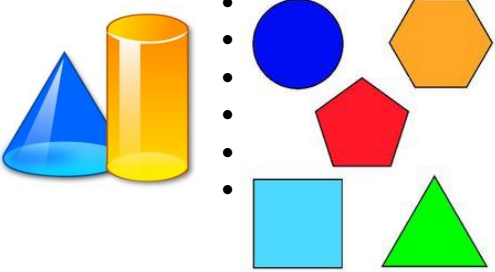







Choose **one** Home Learning activity to complete each week. You can choose which one to do, and in which order to complete them. Please bring Home Learning back to school every **Monday**.

English	Maths	Creative/Humanities								
<p>Recount Writing</p> <p>Write a short recount about something exciting you did during the summer holiday or over a weekend.</p> <p>Try and use time connectives such as:</p> <ul style="list-style-type: none"> • First • Next • Then • After that • In the end <p>You could also draw a picture to show what you did, we would love to see!</p> <p>Date.....</p> <p>Parent signature</p>	<p>Shape Hunt</p> <p>Look around your house and outside. What shapes can you see? Are they 2D or 3D? Have a go at drawing the shapes you see and label where you found them e.g. window, door, soup tin.</p> <p>How can you record your findings? (A ruler might be useful).</p> <p>Look out for some of these shapes:</p>  <p>Date.....</p> <p>Parent signature</p>	<p>Ready, Steady, Cook!</p> <p>Try cooking or baking something at home where you have to use scales or measuring jugs to measure your ingredients. You could bake cupcakes; make a pizza or even pumpkin soup! The choice is yours.</p>  <p>Take a picture of your creation for your Home Learning book.</p> <p>Date</p> <p>Parent signature</p>								
<p>Story Teller</p> <p>Following on from our learning in English (we will be reading Pumpkin Soup by Helen Cooper) tell someone at home a story about an adventure that Duck goes on when he runs away from his friends.</p>  <p>Try to include a beginning, middle and end. You may want to write it down or even record it. We would love to hear it!</p> <p>Date.....</p> <p>Parent signature</p>	<p>Count Your Fruit and Vegetables!</p> <p>Count and group the different types of fruit and vegetables you have at home. You might want to use a bar graph, pictogram, tally chart or list to show your findings. Frozen fruit and vegetables count too!</p>   <table border="1" data-bbox="1124 1136 1563 1289"> <tbody> <tr> <td>Apple</td> <td></td> </tr> <tr> <td>Banana</td> <td></td> </tr> <tr> <td>Guava</td> <td></td> </tr> <tr> <td>Pineapple</td> <td></td> </tr> </tbody> </table> <p>Date.....</p> <p>Parent signature</p>	Apple		Banana		Guava		Pineapple		<p>Science</p> <p>Plant a seed of your choice and watch it grow! Beans and cress are a good choice. (If you are struggling to find any seeds, please see any of the Year 1 team).</p> <p>Take pictures or draw diagrams of the different stages of growth. Write a caption or sentence to describe the changes that occur. (This can be ongoing over the course of the half term! We suggest keeping a running record each week in your home learning book).</p>  <p>Date</p> <p>Parent signature</p>
Apple										
Banana										
Guava										
Pineapple										

Labels, Lists and Captions

To support our English learning we would like you to explore the 'Shopping List' activity on Purple Mash. This can be found by searching 'Shopping List' once you have logged in.



Once you have completed your chosen activity please save and/or print your work as we will access this in school as part of our Computing learning.

You can access Purple Mash by scrolling down the homepage on the school website. Children will have their login details in their Home Learning books.

www.groveroad.herts.sch.uk

Date

Parent signature

Open a Cafe!

Collect some of the food around your house and price it to sell in a pretend café.

Use 1ps, 2ps and 5ps in your shop to add together and give correct change.

- Which food is the most expensive?
- Which food is the least expensive?
- Can you add two amounts together and write a number sentence?
For example; $2p + 1p = 3p$.

You may want to take photos, we would love to see!

You could also go to a real café or shop with your mum and/or dad to buy something small. (Children to hand over money and get the change back).

- I bought...
- The coins I used...
- The coins I got back...



Date.....

Parent signature

Family Week

Use this opportunity to do something as a family.

For example:

- A busy family weekend
- A walk in the woods
- I tidied my bedroom
- Free choice



Date.....

Parent signature

Please remember to read your book every day and to keep your reading book and reading record book in your bag so that they are in school every day. You are welcome to borrow books from the library as well, which can be changed every Friday morning during Family Learning.

Thank you for your support