




## Year 2 Summer Term 2017 - King of the Castle

Choose one home learning activity to complete each week. You can choose which one to do, and in which order to complete them. You must complete one piece of home learning to bring to school each week. Please bring home learning back to school every **Monday**.

English	Maths	Creative
<p><b>This could be a Home Learning activity over two weeks.</b></p> <p><b>STEP 1 BOARD GAME</b></p> <p>The King and Queen's children are very bored in the castle and keep on getting into trouble. Can you design a board game for them? They really like games with castles in them!</p>  <p><b>Design the board game</b></p> <p>Remember to think about:</p> <ul style="list-style-type: none"> <li>• What shape the board will be?</li> <li>• What shape/size are the stepping stones?</li> <li>• Are there instructions on the stepping stones? e.g. "You have won a battle, jump forward two spaces."</li> <li>• Can you miss a go? If so, how?</li> <li>• Do you have to pick up a card and answer a question?</li> </ul> <p>Tip: Think of games that you enjoy playing for inspiration.</p> <p>Date .....</p> <p>Parent signature .....</p>	<p><b>Positional language</b></p> <p>Guide the knight through the maze to the archery target at the top, (see attached sheet.)</p>  <p>Use directional language (left, right, forward and backward) to explain the path you take.</p> <p>You could try and use clockwise and anti-clockwise turns.</p> <p>Test your instructions by guiding an adult through the maze.</p> <p>Date .....</p> <p>Parent signature .....</p>	<p><b>Family Coat of Arms.</b></p> <p>Use the internet to research what a coat of arms is and the different patterns used on the shields. Design your own family shield/coat of arms. Think about symbols that represent your family and that are important to you.</p>  <p>Date .....</p> <p>Parent signature .....</p>
<p><b>STEP 2 BOARD GAME</b></p> <p><b>Write the instructions - How to play the game</b></p> <p>Remember to make your instructions clear:</p> <ul style="list-style-type: none"> <li>• Use time words (first, next, then, after, finally)</li> <li>• Use bossy words (move, put, miss)</li> <li>• You could also draw clear pictures of each stage</li> </ul> <p>Now play the game with family and friends.</p> <p>Tip: Look at the instructions in some of your own board games. Which ones are the best and the easiest to understand?</p> <p>Date .....</p> <p>Parent signature .....</p>	<p><b>Money</b></p> <p>Read the amounts on the money sheets and use your knowledge of place value to partition the numbers into hundreds, tens and units. Remember there are 100p in £1.00. For example: £1.34 = 100p + 30p + 4p</p> <p><b>Extension:</b> Challenge yourself adding two amounts of money together.</p> <p>For example: £1.34 + £1.23 = £2.57</p> $100p + 100p = 200p$ $30p + 20p = 50p$ $4p + 3p = 7p$ $200p + 50p + 7 = 257p = £2.57$ <p>Date .....</p> <p>Parent signature .....</p>	<p><b>Knights P.E.</b></p> <p>Can you design a 5 minute physical warm up for the King's knights? Practise your warm up. When practising -</p> <ul style="list-style-type: none"> <li>• Take your pulse for one minute before and after. How is it different?</li> <li>• Why do you think this is?</li> <li>• What other changes do you notice about your body?</li> <li>• Record what you have found out.</li> </ul> <p>Date .....</p> <p>Parent signature .....</p>

**This could be a Home Learning activity over two weeks.**

**Purple Mash - Castles**

Use purple mash to find out about a famous castle. Write a report using headings, subheadings, captions and pictures. You may want to include.

- Who built the castle?
- When was it first built?
- Where was it built?
- What is it made of?
- Does anyone live there now?

Log onto Purple mash – themes – castles and knights-writing projects – all about castles

Date ..... Date .....

Parent signature .....

**Shapes**

Create a picture of a castle or a dragon using 2D shapes.

Write the properties of each of the shapes and name them. How many sides does the shape have? How many corners does the shape have?



Date .....

Parent signature .....

**This could be a Home Learning activity over two weeks.**

**Crown Design**

Let your imagination go wild! Gather different recycled materials and create a crown for a King or Queen.



Extension: Write a set of instructions on how to make it.

Date ..... Date .....

Parent signature .....

**Character Descriptions**

Write two contrasting character descriptions. One good Queen or King and one bad Queen or King. How would they behave? What would they look like?



Date .....

Parent signature .....

**Measuring**

We would like the children to focus on units of measurement (grams, kilograms, ml and litres).

Find different food packets and containers with different weights and capacities. Record the item and how much it weighs on the table.

Date .....

Parent signature .....

**Hunger Strikes!**

It is your challenge to create a meal for your family that is fit for a King or Queen! Plan the three different courses and ask an adult to help you make it. Take a photo to share with the class.



Date .....

Parent signature .....

**Ongoing activities**

Please continue to practise reading and spelling the days of the week, months of the year and numbers in words to 100. Can you put them into sentences using past, present and future tenses and the correct punctuation, including question marks and exclamation marks?

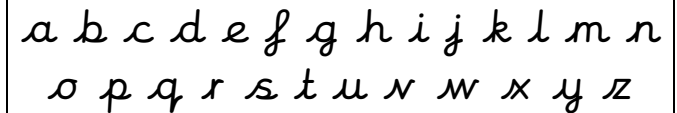
**Ongoing activities**

To help develop speed when counting please practise counting in 2, 5 and 10s. If you are confident then move on to your 2s, 5s and 10s times tables.

Continue to improve your speed when recalling number bonds to 20, 50 and 100 e.g. 40 + ? = 100 and 73 + ? = 100

**Ongoing activities**

Can you practise your cursive and joined up handwriting? Remember the lead in and flick at the end for each letter.



All the letters start and sit on the line. Make your ascenders and descenders clear. (above and below the line)

**Extra activity!**

In order to prepare your children for Year 3 please can you teach them to tie their shoe laces. This might be an ongoing task for the whole of the summer term!



**Properties of Numbers**

To continue to develop your understanding of number.

Work with an adult and discuss;

- The position and pattern of numbers on a hundred square,
- The properties of a number (how many tens and how many ones) and explain how you know,
- What is 10 more/less, 1 more/less than a number and how you can work it out easily.

1	2	3	4	5	6	7	8	9	10
11	12	13	14	15	16	17	18	19	20
21	22	23	24	25	26	27	28	29	30
31	32	33	34	35	36	37	38	39	40
41	42	43	44	45	46	47	48	49	50
51	52	53	54	55	56	57	58	59	60
61	62	63	64	65	66	67	68	69	70
71	72	73	74	75	76	77	78	79	80
81	82	83	84	85	86	87	88	89	90
91	92	93	94	95	96	97	98	99	100

For example:

- A busy family weekend
- A walk in the woods
- I tidied my bedroom



Date .....

Parent signature .....