






Year Four: Autumn Term 1 Homework Grid

Over the next half term please choose one activity to complete per week. The activities are split across 4 subjects, each with a different skills focus. You must choose at least one of the activities from each of the different subjects over this half term. You can choose the order in which you complete these activities. Please hand in one piece of work on the Monday of each week. **Remember, presentation is important!**


Ongoing maths activity: Choose from the grid below.

Ongoing reading activity: To read regularly (at least 3 times a week) and record in your Reading Record.

English	English	Science	Science
<p>Setting</p> <p>Write a description of a setting of somewhere you visit or have visited. This could be an indoor or outdoor setting. Remember to use adjectives and interesting vocabulary that allows the reader to really imagine what the setting looks like.</p> <p>Extension</p> <p>Think about how you can illustrate mood and emotions using figurative language.</p>  <p>Signature_____</p>	<p>Free Verse Poetry</p> <p>Write a 'free verse' poem about any topic you wish! Remember that your poem does NOT have to rhyme! (Look at the example below.)</p> <p>(Free verse is an open form of poetry. It does not use consistent patterns, rhyme, or any other musical pattern. It tends to follow the rhythm of natural speech.)</p>  <p>You are painting a picture or a feeling with words.</p> <p>Signature_____</p>	<p>Living Things</p>  <p>Get outside! (family walk, trip to the park, walking home from school) keep an eye out for any wildlife that you can see over the next week. Write down any animals or insects that you find and use a tally to keep track of how many you see. Can you group these animals into birds, fish, mammals, reptiles, amphibians and insects?</p> <p>Extension</p> <p>Use your data to create a bar chart displaying how many birds, fish, mammals, reptiles, amphibians and insects you have found.</p> <p>Signature_____</p>	<p>Living Things</p>   <p>Thinking about local wildlife; both plants and animals, consider the following sentences and write a brief argument (7/8 sentences) in favour of one or the other.</p> <p>I believe that people have a <u>positive</u> effect on the environment because...</p> <p>Or</p> <p>I believe that people have a <u>negative</u> effect on the environment because...</p> <p>Extension</p> <p>Can you include the following to make your argument stronger:</p> <ul style="list-style-type: none"> • Examples • Rhetorical questions • Punctuation <p>Signature_____</p>

Maths

Topic Maths



Write out the times tables from the sheet into your homework book, filling in the missing numbers. How quickly can you do it? Did you get them right? How could you check?

Extension Activity

Answer the maths word problems sheet. Don't be afraid to have a go – think about what the problem is asking you to do.

Choose the challenge level suitable for you.

Show working out if necessary.

Signature _____

Maths

Problem Solving

Complete the Magic Squares on the sheet. Each line must add up to the same number.



Extension Activity

Create your own Magic Square!

Remember to choose three consecutive numbers.

Record the finished square in your homework book.

Signature _____

Geography

Passport To The World

Bring in a postcard (or picture with the name of the place on) from a place you went on holiday in the summer holidays. If you did not go on holiday bring in a picture of somewhere you would like to go on holiday. These will then be added to our



world display to highlight places we have visited/would like to visit.

Make sure you can locate your chosen place on a map of the world or of Great Britain.

- Which country?
- Which continent?

Signature _____

Family week

Use this opportunity to explore something as a family.

You might like to record and share what it is you do this week or you might like to choose to spend this week being busy with your family.

It could be:

- A walk in the woods.
- A household chore.
- Eating a meal together.
- Just a busy weekend as a family.

It's up to you!



This website could give you some extra ideas:

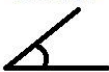
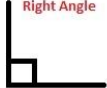

<https://www.theguardian.com/lifeandstyle/2013/sep/06/six-best-national-trust-walks>

Signature _____

Year 4 Maths Home-Learning Grid

Complete one of these activities a week.

Write the short date and highlight when you complete a task.

<p>Play this game to learn the Roman Numerals to 100: http://www.abcya.com/roman_numerals.htm</p>	<p>Draw diagrams to represent $\frac{1}{4}$, $\frac{1}{2}$ and $\frac{3}{4}$. Use squared paper. Extension: Could you represent them in another way?</p>	<p>Record the analogue time for five events in your day. Can you draw the clock face for these?</p>
<p>To learn and practise multiplication tables until you are able to recall them rapidly.</p>	<p>How many different ways can you write 5510? For example: 551 tens 55 hundreds and 1 ten $5000+200+300+10$</p>	<p>Calculate the perimeter of two rectangular objects and compare them</p>
<p>Identify objects that have acute, right-angled and obtuse angles around your home</p> <div style="display: flex; justify-content: space-around; align-items: flex-start;"> <div style="text-align: center;"> <p>Acute Angle</p>  <p>Less than 90°</p> </div> <div style="text-align: center;"> <p>Right Angle</p>  <p>Exactly 90°</p> </div> <div style="text-align: center;"> <p>Obtuse Angle</p>  <p>Greater than 90° but less than 180°</p> </div> </div>	<p>How can you calculate the number 50 using any of the operations (addition, subtraction, multiplication and division)?</p>	<p>Have a look at some drink containers and explore the different units of capacity.</p> 