



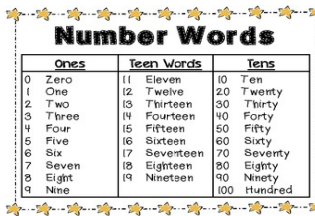



Choose one home learning activity to complete each week. You can choose which one to do, and in which order to complete them. You must complete one piece of home learning to bring to school each week. Please bring home learning back to school every **Monday**.

English	Maths	Creative/Humanities
<p>Phonics and Spelling</p> <ol style="list-style-type: none"> Log on to phonicsplay.co.uk Click on ‘free phonics play’ Select the Parents’ tab. Click on Interactive Resources, Phase 5 and/or 6. Under Phase 5 play the games Sentence Substitution, Picnic on Pluto and Alternative Spellings Under Phase 6 play the games Planetary Plurals and Pond Life Plurals. Challenge your family, who will win? <p>➤ Also have a look at the list of the High Frequency words (attached) and practise reading and spelling them. Can you put any into a sentence?</p> <p style="text-align: center;">PhonicsPlay.co.uk</p> <p>Date</p> <p>Parent signature</p>	<p>Hungry Crocodiles</p> <p>Design and make your very own greater than and less than game to compare numbers. Make sure you use two crocodile symbols to help you, remember that the crocodile always eats the BIGGEST number. For example,</p> <div style="display: flex; justify-content: space-around; align-items: center;"> <div style="text-align: center;">4  17 <small>Less than</small></div> <div style="text-align: center;">23  9 <small>Greater than</small></div> </div> <p>Be as imaginative as you can with your games. We might even be able to find time to play them in school at the end of this half term.</p> <p>Date</p> <p>Parent signature</p>	<p>Fire Engine Maker</p> <p>Design and make a model of a fire engine. You could use any recycled materials you can find around your house. You can use boxes, tubes, yoghurt pots, paints, recycled paper and anything else you can think of.</p> <div style="text-align: right;"></div> <p>Be as imaginative as you like. We can’t wait to see them!</p> <p>Date</p> <p>Parent signature</p>
<p>Newspaper Reporter</p> <p>As we are learning about the Great Fire of London this term, we would like you to write a newspaper article all about the fire and the devastation it caused.</p> <p>You will need to think about;</p> <ul style="list-style-type: none"> Dates Timings and events (chronological order) Famous people from that time Pictures Use of adjectives, time connectives and which tense you need to write the report in. <div style="text-align: right;"></div> <p>Research using information books from home or the library and the internet to find out facts to write in your newspaper report. Can you find any interesting information that we have not found out about yet in class? You can produce your newspaper report how you like, for example, using a programme on the computer, the templates on purple mash or by hand on paper.</p> <p>Date</p> <p>Parent signature</p>	<p>Matching the Numbers</p> <p>We want to see that you can read and write two digit numbers in numerals and words. For example,</p> <ul style="list-style-type: none"> ➤ 10 - ten ➤ 11 - eleven ➤ 12 – twelve ... <div style="text-align: center;"></div> <p>Can you go up to thirty?</p> <p>Extension</p> <p>Can you write numbers to 100?</p> <p>Date</p> <p>Parent signature</p>	<p>Ready, Steady, Cook!</p> <p>As The Great Fire of London started in a baker’s shop we thought you might like to make something that a baker would sell, for example, cakes, biscuits or bread.</p> <div style="text-align: right;"></div> <p>If you would like to make bread and haven’t done this before, we have provided a simple and easy recipe to follow from the BBC Good Food Guide (http://www.bbcgoodfood.com/recipes/2060/easy-white-bread).</p> <p>If you are going to bring any of your cooking into school please remember to avoid using nuts.</p> <p>Date</p> <p>Parent signature</p>

Diary Keeper

Imagine you are Samuel Pepys in The Great Fire of London. We would like you to write an extract from his diary about one of the days when the fire was burning.



Think about;

- People’s feelings and how they were acting
- How he saved some of his possessions from the fire
- What would he say when speaking to the King
- Significant buildings that burnt down e.g. St Pauls Cathedral
- How Samuel Pepys himself was feeling

Be as imaginative as you like and really pretend you are Samuel Pepys actually writing the diary entry.

Date

Parent signature

London Landmarks

Research your favourite London Landmark and write a description about it. Research using information books from home or the library and the internet to find out facts to write in your description. You could present your description by creating a postcard, a newspaper or a fact sheet.



Date

Parent signature

Number Properties

To continue to develop your understanding of number. Work with an adult and discuss;

- The position and pattern of numbers on a hundred square,
- The properties of a number (how many tens and how many ones) and explain how you know,
- What is 10 more/less, 1 more/less than a number and how you can work it out easily.

1	2	3	4	5	6	7	8	9	10
11	12	13	14	15	16	17	18	19	20
21	22	23	24	25	26	27	28	29	30
31	32	33	34	35	36	37	38	39	40
41	42	43	44	45	46	47	48	49	50
51	52	53	54	55	56	57	58	59	60
61	62	63	64	65	66	67	68	69	70
71	72	73	74	75	76	77	78	79	80
81	82	83	84	85	86	87	88	89	90
91	92	93	94	95	96	97	98	99	100

Date

Parent signature

Positional language

Escape the fire! Get away from the fire and go through the maze to get the hand squirt to put the fire out (see attached sheet). Use directional language (left, right, forward and backward) to explain the path you take.



You could try and use clockwise and anti-clockwise turns. Test your instructions by guiding an adult through the maze.

Date

Parent signature

Fire Art Work

Let your imagination go! Create or reproduce a picture representing a scene from London during the fire. You could draw, paint, collage, use chalks or use a computer to create your picture. Think about what you would have been able to see and the different colours.



Date

Parent signature

Tring Landscape

As part of our Geography learning this term we will be comparing Tring to London. Create a picture, map or sketch of your favourite place in Tring.






Extension

Write descriptive sentences to explain why it is your favourite place and what it is like.

Date

Parent signature

<p>Handwriting</p> <p>Can you practise your cursive and joined up handwriting? Remember the lead in and flick at the end for each letter.</p> <p><i>a b c d e f g h i j k l m n o p q</i> <i>r s t u v w x y z</i></p> <p>All the letters start and sit on the line. Make your ascenders and descenders clear (above and below the line).</p> <p>Date</p> <p>Parent signature</p>	<p>Train Tickets</p> <p>Use your money knowledge to work out the prices of trips in London. Choose one of the Chilli Challenges to complete, finding out how much each trip would cost and add them together.</p>  <p>Extension</p> <p>Can you work out which 2 trips would cost the most? Which trip would cost the least?</p> <p>Date</p> <p>Parent signature</p>	<p>Underground Art</p> <p>Take inspiration from a London Underground map to create your very own tube stations and train lines. Can you design your very own new underground map? Where will this underground be? Is it a magical underground? What are the names of the different lines you can ride on?</p>  <p>Date</p> <p>Parent signature</p>
<p>Ongoing activities</p> <p>Please continue to practise reading and spelling the days of the week, months of the year and numbers in words to 100. Can you put them into sentences using past, present and future tenses and the correct punctuation, including question marks and exclamation marks?</p> <p>Common Exception Words and High Frequency Words Practice</p> <p>Throughout Year 2 we will be focusing on spelling the common exception words correctly in our writing. You could: put the words into silly sentences, write them in different colours or find your own useful way to remember them.</p> <p>Date</p> <p>Parent signature</p>	<p>Ongoing activities</p> <p>To help develop speed when adding and subtracting please practise your number bonds to 20, 50 and 100. If you are confident then move on to finding the inverse for each number bond, e.g. $18+2 = 20$ ($20-2=18$)</p> <p>Date</p> <p>Parent signature</p>	<p>Family Week</p> <p>You can have a Home Learning free weekend if you need to.</p> <p>For example:</p> <ul style="list-style-type: none"> • a busy family weekend • a walk in the woods • I tidied my bedroom  <p>Enjoy ☺!</p> <p>Date</p> <p>Parent signature</p>

Please remember to read your book every day and bring it into school daily. Reading books will be changed on a Monday and a Friday. Children are welcome to borrow books from the school library as well. Thank you for your support.